

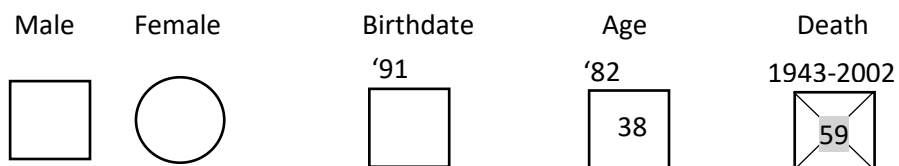


# Genogram Tool

A genogram is a visual that shows a family's multigenerational relationships (i.e. a type of family tree). This tool can be helpful to draw with a parent to help them identify additional family members who may support them or be placement options for their child(ren).

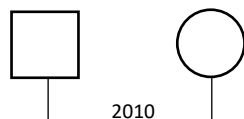
## Common Symbols and Instructions:

**Males are depicted as squares. Females as circles. Age can be entered in the center of the symbol if known.**

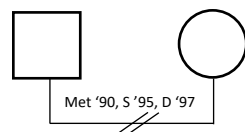


**Relationships are drawn with lines (dates optional). Divorce or separation are drawn with slashes or X's.**

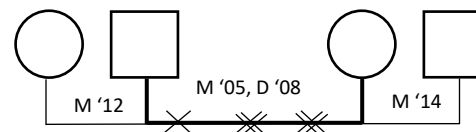
Marriage or couple relationship



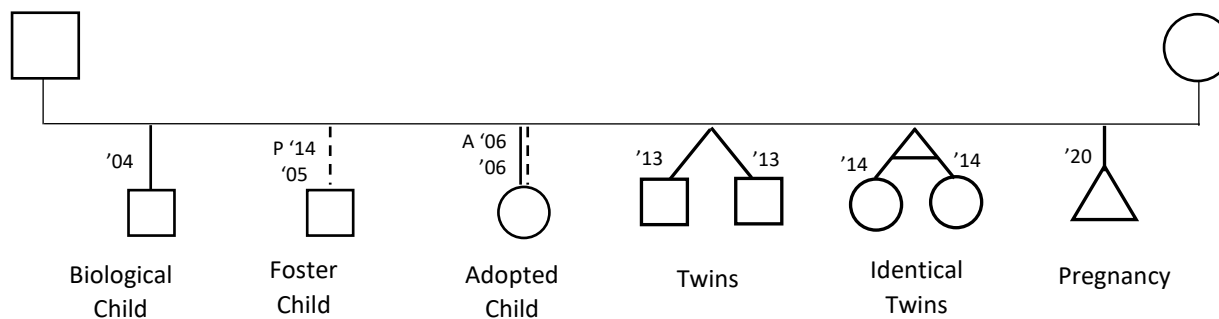
Separation or Divorce



Divorce and Remarriage



**Children: List in birth order beginning with the oldest on left.**



# Genogram Template